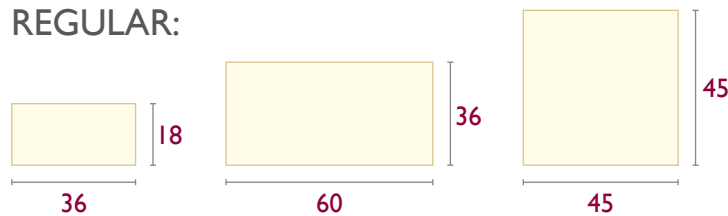


AVAILABLE MATERIALS: you can see all our kind of travertine on www.arredodipietra.it section MATERIALS

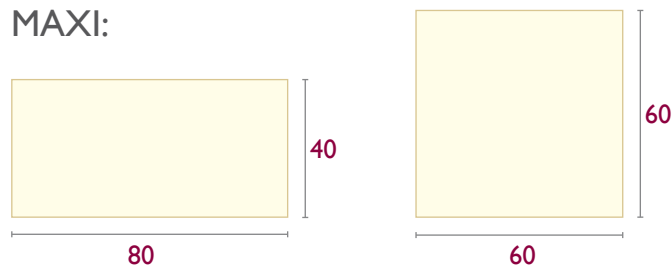
AVAILABLE SIZES: thickness cm 2/3, other thickness on request. * **FINISHES:** honed, polished, brushed, raw surface, filled or unfilled.

MODULO

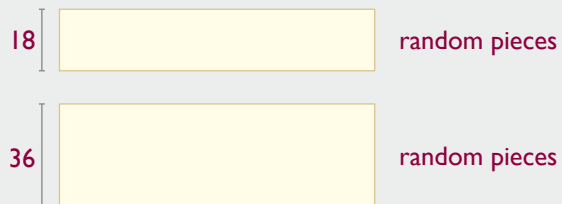
REGULAR:




MAXI:



CASO



TRAKÉ



INSTALLATION

Before the installation all the surfaces must be firmly secured, flat, cleaned and free of any impurities that could cause weakening, bumps or hollows. The materials used to create the substrates should be left for the time prescribed by your provider.

We suggest specially formulated glue for installing natural stone.

The tiles can be fixed with or without joint. Any spaces between tiles should be fixed with simple grout.

After-installation cleaning

After installation you need to remove any remains on the surface using neutral detergents. Avoid using acids as they tend to corrode even diluted.

When you have finished installing and cleaning the tiles, apply a suitable protective treatment.

* all the sizes are in cm